


Original




Kentucky High School Athletic Association

# KENTUCKY HIGH SCHOOL ATHLETIC ASSOCIATION

## TITLE IX

### MEMBER SCHOOLS 2005-2006 ANNUAL REPORT FORMS

Submit to KHSAA  
By April 15, 2006



# Kentucky High School Athletic Association

TO: Superintendent, Principal and Athletic Director  
KHSAA Member School

FROM: Larry Boucher, Assistant Commissioner



DATE: November 4, 2005

SUBJECT: Annual Title IX Self-Audit Report Forms  
2005-2006 School Year

Enclosed are the forms that are to be used in compiling the data required to be submitted by your school in your Annual Title IX Self-Audit. Please review the forms thoroughly since minor changes have been made from last year. As you know from previous Annual Self-Audit Report submissions over the last six years, it is due to the Kentucky High School Athletic Association no later than April 15<sup>th</sup>, 2006.

For your annual convenience, these report forms may also be found on the KHSAA website, [www.khsaa.org/titleix](http://www.khsaa.org/titleix).

Please remember that the Student Interest Survey is required in this year's report, and is included in this packet. Please administer internally the Student Survey (using Form T-61). However, submit with your April 15, 2006 Report only the Summary (Form T-63). Also, please remember that now that we are surveying our students only every other year, the number of your Survey responses should equal at least 80% of your enrollment.

If you have any questions, feel free to contact us.

Shirley Hudson	Jackson, Ky	666-2484	Bd member
Lynn Heard	Jackson, Ky	666-7794	Bd Attorney
Derrick McKnight	Jackson, Ky	666-7511	Principle
Collett Cole	Jackson, Ky	666-7511	Student
Ryan Allen	Jackson, Ky	666-7511	Student



**2005-2006 KENTUCKY HIGH SCHOOL ATHLETIC ASSOCIATION  
ANNUAL VERIFICATION OF TITLE IX PROCEDURES**  
(To be submitted by April 15, 2006 along with other required forms)

KHSAA  
Form GE19  
Rev. 9/05

The BREATHITT Co High School, JACKSON, Ky, Kentucky  
(Name of High School) (City)

certifies to the Kentucky High School Athletic Association that the following is an accurate and true representation of the facts surrounding compliance with 20 U.S.C. Sections 1681-1688, et. Seq. (also known as Title IX)

**I certify the following provisions in accordance with records at the school contained in the permanent Title IX file, and to the best of my knowledge have completed the following tasks (All boxes must be checked).**

- Established a gender equity committee at the high school. (list committee personnel and provide attachment if necessary)

Name	Address	Phone	Title
Mike Holcomb	BREATHITT High	666-8406	A.D.
Arch Turner	BCBOE	606-666-2491	Supt
Kelly Noble JR.	Jackson, Ky	666-2163	Chairman Bd of Ed
Burley Hudson	Jackson, Ky	666-2491	Central office
Kara Griffith	Highland, Ky	295-9211	Retired Teacher
Sharon Hendrickson	Jackson, Ky	666-5717	Former Parent
Karen Pritch	Jackson, Ky	666-7794	Former Parent

SEE Attached page

- Scheduled a minimum of three meetings during the 2005-2006 school year on the following dates:

Sept-2005  
Dec-2005  
April-2006

- Designated the following person(s) as the Title IX coordinator for the school:

Mike Holcomb County A.D. 2707 Bobcat LAKE 666-8406  
Name Title Address Phone

- Designated the following person(s) as the Title IX coordinator for the district:

Burley Hudson Federal Programs Jackson, Ky 666-2491  
Name Title Address Phone

- School personnel are continuing to make periodic reviews of the boys' and girls' athletics program reflected in the Corrective Action Plan.

- In addition to the above information, the above referenced school maintains a complete permanent file relative to Title IX records including copies of the self-assessment audit, all corrective action plans, and other related materials.

Debra McEly  
Principal's Signature

4-13-06 2006  
Date

[Signature]  
Superintendent Signature

[Signature]  
School Board Chairpersons' Signature

(Send original copy to KHSAA - Maintain duplicate in Title IX school folder)

**2005-2006**  
**ACCOMMODATION OF INTERESTS AND ABILITIES**  
**SUMMARY PROGRAM CHART 1**

**Participation Opportunities Test One**

**SAMPLE FORM**

		Column 1	Column 2	Column 3	Column 4
	Program	Enrollment	Percentage of Total Enrollment	Number of Interscholastic Participants (double and triple count)	Percentage of Total Participation
Row 1	GIRLS	429	52.1%	96	36.5%
Row 2	BOYS	394	47.9%	167	63.5%
Row 3	Totals	823	100%	263	100%

Instructions:

\*Number of 8<sup>th</sup> grade students & below used in Column 3 and Column 4 calculations if applicable: \_\_\_\_\_

- 1) Determine the total number of girls enrolled, (place in Row 1, Column 1). Determine the total number of boys enrolled, (place in Row 2, Column 1).
- 2) Add the total number of girls and boys enrolled to determine total enrollment, (place in Row 3, Column 1).
- 3) Calculate the percentage of total enrollment that is female. (Divide Row 1, Column 1 by row 3, Column 1 and place in Row 1, Column 2.) Calculate the percentage of total enrollment that is male. (Divide Row 2, Column 1 by Row 3, Column 1 and place in Row 2, Column 2.) Note: Row 1, Column 2 plus Row 2, Column 2 should total 100%.
- 4) Ask the head coaches to review the most updated eligibility or squad lists for their teams. Ask coaches to confirm the names of those individuals who are on the team as of the first **date of competition**, and cross out the names of those who were cut from the team or quit the team prior to the first competitive event. Determine the total number of interscholastic athletics participants that are girls, (and place in Row 1, Column 3). In order to determine the total number of athletics participants, an individual should be counted each time he or she participates on a team. For example, if Jane Doe competes on the varsity volleyball team, the junior varsity volleyball team, the junior varsity basketball team, and the varsity softball team, she should be counted as four participants (**do not include club or intramural sports participants, cheerleaders, dance teams or pom squads**). Calculate the same way for boys and girls. \* In addition, should 8<sup>th</sup> grade students and below play on a Freshman, Junior Varsity, or Varsity team, they should also be counted for each team and sport on which they participate. If applicable, please asterisk the above notation as to how many 8<sup>th</sup> grade students & below are included. Using the same procedure, determine the total number of interscholastic athletic participants that are boys, (and place in Row 2, Column 3. Add Row 1, Column 3 plus Row 2, Column 3 to get total participants and place in Row 3, Column 3).
- 5) Calculate the percentage of female participation. (Row 1, Column 3 divided by Row 3, Column 3 and place in Row 1, Column 4.) Calculate the percentage of male participation. (Row 2, Column 3 divided by Row 3, Column 3 and place in Row 2, Column 4.) Note: Row 1, Column 4 plus Row 2, Column 4 should total 100%.

Note: While being within three percent is not a formal compliance standard; if the percent listed in Row 1, Column 4 is within 3% of Row 1, Column 2, then it provides a good target within which compliance is likely.

Principal's Signature: Debra McFelt

Date: 4-12-06

**2005-2006**  
**ACCOMMODATION OF INTERESTS AND ABILITIES**  
**SUMMARY PROGRAM CHART 1**

KHSAA  
 Form T1  
 Rev. 9/05

**Participation Opportunities Test One**

		(Column 1)	(Column 2)	(Column 3)	(Column 4)
	Program	Enrollment	Percentage of Total Enrollment	Number of Interscholastic Participants (double and triple count)	Percentage of Total Participation
Row 1	GIRLS	325	50.5	133	47.2
Row 2	BOYS	319	49.5	149	52.8
Row 3	Totals	644	100%	282	100%

Instructions:

\*Number of 8<sup>th</sup> grade students & below used in Column 3 and Column 4 calculations if applicable: 7

- Determine the total number of girls enrolled, (place in Row 1, Column 1). Determine the total number of boys enrolled, (place in Row 2, Column 1).
- Add the total number of girls and boys enrolled to determine total enrollment, (place in Row 3, Column 1).
- Calculate the percentage of total enrollment that is female. (Divide Row 1, Column 1 by row 3, Column 1 and place in Row 1, Column 2.) Calculate the percentage of total enrollment that is male. (Divide Row 2, Column 1 by Row 3, Column 1 and place in Row 2, Column 2.) Note: Row 1, Column 2 plus Row 2, Column 2 should total 100%.
- Ask the head coaches to review the most updated eligibility or squad lists for their teams. Ask coaches to confirm the names of those individuals who are on the team as of the first **date of competition**, and cross out the names of those who were cut from the team or quit the team prior to the first competitive event. Determine the total number of interscholastic athletics participants that are girls, (and place in Row 1, Column 3). In order to determine the total number of athletics participants, an individual should be counted each time he or she participates on a team. For example, if Jane Doe competes on the varsity volleyball team, the junior varsity volleyball team, the junior varsity basketball team, and the varsity softball team, she should be counted as four participants (**do not include club or intramural sports participants, cheerleaders, dance teams, or pom squads**). Calculate the same way for boys and girls. \* In addition, should 8<sup>th</sup> grade students and below play on a Freshman, Junior Varsity, or Varsity team, they should also be counted for each team and sport on which they participate. If applicable, please asterisk the above notation as to how many 8<sup>th</sup> grade students & below are included in the totals. Using the same procedure, determine the total number of interscholastic athletic participants that are boys, (and place in Row 2, Column 3). Add Row 1, Column 3 plus Row 2, Column 3 to get total participants and place in Row 3, Column 3.
- Calculate the percentage of female participation. (Row 1, Column 3 divided by Row 3, Column 3 and place in Row 1, Column 4.) Calculate the percentage of male participation. (Row 2, Column 3 divided by Row 3, Column 3 and place in Row 2, Column 4.) Note: Row 1, Column 4 plus Row 2, Column 4 should total 100%.

Note: While being within three percent is not a formal compliance standard; if the percent listed in Row 1, Column 4 is within 3% of Row 1, Column 2, then it provides a good target within which compliance is likely.

Principal's Signature: Debra Wright Date: 4-12-06

**2005-2006**  
**ACCOMMODATION OF INTERESTS AND ABILITIES**  
**SUMMARY PROGRAM CHART 2**

KHSAA  
Form T2  
Rev. 9/05

**Participation Opportunities Test Two**

		Column 1	Column 2	Column 3	Column 4	Column 5	
Program		Number of Teams Currently Offered	Number of Participants	Number of Teams Added Since the beginning of the 2001-2002 School Year	Number of Participants Added Since the beginning of the 2001-2002 School Year	Percent of Total Participation By Sex Added Since the beginning of the 2001-2002 School Year	
<b>GIRLS</b>	Row 1	varsity:	7	83	1	13	1.5%
	Row 2	j.v.:	3	38	0	0	
	Row 3	frosh:	1	12	0	0	
	Row 4	total:	11	133	1	13	0.9%
<b>BOYS</b>	Row 5	varsity:	7	85	1	0	0
	Row 6	j.v.:	3	42	0	0	0
	Row 7	frosh:	2	22	0	0	0
	Row 8	total:	12	149	1	0	0

- 1) For Column 1, list the number of interscholastic teams offered for girls and boys at each competitive level (varsity, junior varsity, and freshman). For girls, total each of the entries in Rows 1, 2, and 3 into Row 4. For boys, total Rows 5, 6, and 7 into Row 8.
- 2) For Column 2, list the number of participants at each level. For girls, total each of the entries in Rows 1, 2, and 3 into Row 4. For boys, total Rows 5, 6, and 7 into Row 8. **Note:** The totals in Row 4 for girls and in Row 8 for boys must be the same as the totals in Form T-1, Column 3, Rows 1 and 2 respectively.
- 3) For Column 3, list the number of interscholastic teams that have been added in the last five years at each competitive level. Count each team added during the 5 year period only one time. e.g. Girl's junior varsity soccer was added 3 years ago, count the team only once, not 3 times. For girls, total the entries in Rows 1, 2, and 3 into Row 4. For boys, total Rows 5, 6, and 7 into Row 8.
- 4) For Column 4, list the number of participants that are currently on each level of the teams that were added in the last five years. If a team was added previously but no longer exists, there are no current participants to be added for that team. For girls, total the entries in Rows 1, 2, and 3 into Row 4. For boys, total Rows 5, 6, and 7 into Row 8.
- 5) For Column 5, calculate the percentage of participants that have been added in the last five years. For girls, take the number in Column 4, Row 4 and divide by the number in Column 2, Row 4. For boys, take the number in Column 4, Row 8 and divide it by the number in Column 2, Row 8.

Note: If the percentage of current participants added in the last five years is 25% or greater, compliance with test two may be possible. If less than 25%, then compliance with test three should be analyzed. **CAUTION:** 25% is not a formal compliance standard.

Principal's Signature: Dennis McKay Date: 4-13-06

**2005-2006**  
**ACCOMMODATION OF INTERESTS AND ABILITIES**  
**SUMMARY PROGRAM CHART 3**

**Participation Opportunities Test Three**

**FOR ANY QUESTION ANSWERED "YES" IDENTIFY THE RESPECTIVE SPORT(S).**

	GIRLS (Yes / No)		BOYS (Yes / No)
1. For a sport not currently played at the interscholastic level (varsity, junior varsity, or freshman) in your school, is there an intramural team offered for that sport?	NO		NO
2. For a sport <u>not</u> currently offered in your interscholastic athletics program, is there sufficient interest to form a viable interscholastic team based on participation on an intramural team or community recreation teams?	NO		NO
3. For a sport <u>not</u> currently offered, is there sufficient interest, based on your most recent Student Interest Survey, to form a viable interscholastic team based on student responses from the interscholastic survey? If yes, what sport?	SOCCER SWIMMING NO YES		WRESTLING NO YES
4. For a sport currently offered at the varsity level only, is there sufficient interest, based on your most recent Student Interest Survey, to form a viable team for a junior varsity or freshman team that is not currently offered?	NO		NO
5. For a sport currently offered at the junior varsity or freshman level is there sufficient interest, based on your most recent Student Interest Survey, to form a varsity team not currently offered?	NO		NO
6. If you answered YES to question (1), (2), (3), (4), or (5), are there enough high schools in your geographic area offering the sport (at the appropriate level) to allow for the development of a reasonable schedule of competition?	NO		NO

Principal's Signature: Dwight McNight Date: 4-13-06



**2005-2006**  
**ACCOMODATION OF INTERESTS AND ABILITIES**  
**SUMMARY PROGRAM CHART 4**

**Levels of Competition Test One**

		Column 1	Column 2	Column 3
Girls	Team Levels	Number of Teams Currently Offered	Number of Participants	Percentage of Participants at Each Level
Row 1	varsity:	7	83	62.4
Row 2	j.v.:	3	38	28.5
Row 3	frosh:	1	12	9.1
Row 4	total:	11	133	100%
<b>Boys</b>				
Row 5	varsity:	7	85	57%
Row 6	j.v.:	3	42	28%
Row 7	frosh:	2	22	15%
Row 8	total:	12	149	100%

- 1) Column 1, list the number of interscholastic teams offered for girls and boys at each competitive level; varsity, junior varsity, and freshman. (Refer to Form T-2, Accommodation of Interests and Abilities, Summary Program Chart 2, Column 1.)
- 2) For Column 2, list the number of participants at each level. For girls, total the entries in Rows 1, 2, and 3 into Row 4. For boys, total the entries in Rows 5, 6, and 7 into Row 8. (Refer to Form T-2, Accommodation of Interests and Abilities, Summary Program Chart 2, Column 2.)
- 3) For Column 3, calculate the percentage of female and male participants at each level.  
For girls' varsity, junior varsity, and frosh, respectively:
  - Divide Column 2, Row 1 by Column 2, Row 4, and place the percentage in Column 3, Row 1.
  - Divide Column 2, Row 2 by Column 2, Row 4, and place the percentage in Column 3, Row 2.
  - Divide Column 2, Row 3 by Column 2, Row 4, and place the percentage in Column 3, Row 3.
  -
 For boys' varsity, junior varsity, and frosh, respectively:
  - Divide Column 2, Row 5 by Column 2, Row 8, and place the percentage in Column 3, Row 5.
  - Divide Column 2, Row 6 by Column 2, Row 8, and place the percentage in Column 3, Row 6.
  - Divide Column 2, Row 7 by Column 2, Row 8, and place the percentage in Column 3, Row 7.

Principal's Signature: David McElroy Date: 4-13-06

G = 420/5-A  
B = 507/5-A

B = 47% < 47%  
B = 53% > 47%

2005-2006  
**ACTUAL EXPENDITURES - PROGRAM COMPARISON CHART 1**  
**TO INCLUDE BOOSTER CLUB FUNDING**

	equipment and supplies		travel		awards		coaches' salaries (to include supplemental and extended employment; dollar amount needed)		facilities improvements		publications (if sport-specific)	
	School	Booster	School	Booster	School	Booster	School	Booster	School	Booster	School	Booster
<b>TOTALS</b>												
G = 55,885												
B = 75,576												
<u>131,461</u>												
G basketball	4500	9928	245	7034	600	420	13511					1500
B basketball	4897	-	300	2400	600	330	13,511					1500
G softball	1627	1625	-	1,090	250	340	3,000					1,000
B baseball	1950	1300		505	141	297	3,000					1,000
G cross country	125				75		600					
B cross country	125				75		600					
G golf	-					-	-					
B golf	100					-	-					
G soccer												
B soccer												
G swimming												
B swimming												

37,238  
25,438  
8932  
8193  
800  
160

43%  
57%

- Total expenditures on T-35 and T-36 on the 2005-2006 year report due by April 15, 2006, should reflect the total monies spent (rounded off to nearest hundred) for the entire school year of 2004-2005 ending June 30, 2005.
- Booster Club Funding/Contributions must be included in the expenditures total.

Principal's Signature: Dunde McKelld Date: 4-13-06

**2005-2006  
ACTUAL EXPENDITURES - PROGRAM COMPARISON CHART 2  
TO INCLUDE BOOSTER CLUB FUNDING**

	equipment and supplies		travel		awards		coaches' salaries (to include supplemental and extended employment; dollar amount needed)		facilities improvements		publications (if sport-specific)	
	Expenditures		Expenditures		Expenditures		Expenditures		Expenditures		Expenditures	
	School	Booster	School	Booster	School	Booster	School	Booster	School	Booster	School	Booster
G track	185				100		950					
B track	150				75		950					
G tennis	781				85		1,000					
B tennis	200				50		1,000					
G volleyball	2,339	1200			175		1200				400	
B wrestling												
G (list sport)												
B football	1,871	1500		1850	420	659	2,420				1245	
G (list sport)												
B (list sport)												

1,255  
1,175  
1,866  
1,250  
\$314  
40,620

1. Total expenditures on T-35 and T-36 on the 2005-2006 year report due by April 15, 2006, should reflect the total monies spent (rounded off to nearest hundred) for the entire school year of 2004-2005 ending June 30, 2005.

2. Booster Club Funding/Contributions must be included in the expenditures total.

Indicate percentage of total expenditures for each gender:

Gender	Expenditures	Percentage
Boys	\$ 76,826	57.8%
Girls	\$ 55,884	42.2%
Total:	\$ 132,710	100%

Principal's Signature: Dunk m. k. h. d. Date: 4-13-06



2005-2006 INTERSCHOLASTIC  
ATHLETICS SURVEY  
Summary of Student Responses

KHSAA  
Form T63  
Rev. 9/05

School Name: BREATHITT Co High  
 Total - (644)  
 School Enrollment: 531-(9-12) 421-Return (644) SHOULD AGREE WITH FORM T-1)  
 Date: 4-12-06  
 Completed By: Mike Hulcomb

**Instructions:**

1. Summarize the Student Athletics Interest Surveys Form T-61 by listing the total number of responses on the line next to each sport.
2. Under the Other Category please provide a listing of the sports as well as the number of students who are interested in participating.
3. Please sign and date this Summary Form (T-63) and mail this Summary Form only to the KHSAA by April 15, 2006. Do not mail the student surveys (Form T-61). However, these Forms should be maintained in your files in the event they are requested subsequently.

8850  
481 Number of Surveys  
421 Total Returned (*A minimum of 80% return is expected*)  
9-11 Grades Surveyed (*Should be grades 9-11 and 8<sup>th</sup> grade if school has a feeder system*)

How Was The Survey Administered? A/A - Special MEETING for this only  
 (e.g. was it given in all English classes, or all home rooms, or advisee/advisor?)

**KHSAA Sanctioned Fall Sports** (*List Total Number of Participation Responses*)

14 Cross Country (Girls)  
9 Cross Country (Boys)  
203 Football (Boys)  
5 Golf (Girls)  
13 Golf (Boys)  
28 Soccer (Girls)  
12 Soccer (Boys)  
84 Volleyball (Girls)

**Winter Sport (List Total Number of Participation Responses)**

- 39 Basketball (Girls)
- 75 Basketball (Boys)
- 29 Indoor Track (Girls)
- 41 Indoor Track (Boys)
- 10 Swimming & Diving (Girls)
- 37 Swimming & Diving (Boys)
- 37 Wrestling (Boys)

**Spring Sport (List Total Number of Participation Responses)**

- 159 Baseball (Boys)
- 38 Fast Pitch Softball (Girls)
- 136 Slow Pitch Softball (Girls)
- 106 Tennis (Girls)
- 12 Tennis (Boys)
- 20 Track (Girls)
- 29 Track (Boys)

**Non-KHSAA Sanctioned Sports (From Student Survey T-61 Question 10)**

- 60 Archery
- 18 Field Hockey
- 82 Bowling
- 14 Boys' Gymnastics
- 62 Girls' Gymnastics
- 37 Ice Hockey
- 16 Boys' Lacrosse
- 27 Girls' Lacrosse
- 51 Rifle
- 40 Rodeo
- 14 Boys' Volleyball
- 29 Water Polo
- 58 Weightlifting

**Number of Students who participate in Intramural Sports**

(From Student Survey T-61 Question 5)

<u>Sport</u>	<u>Number</u>
<u>NONE</u>	<u>NONE</u>

**List Intramural Sports students are interested in adding:**

*(From Student Survey T-61 Question 6)*

<u>Sport</u>	<u>Number</u>
Flag Football	25

**Participation in Non-School Sports Activities**

*(From Student Survey T-61 Question 7)*

<u>Sport</u>	<u>Number</u>

**Reasons for not participating in interscholastic athletics**

*(From Survey Question 8)*

- 32 I prefer other activities such as band, chorus, etc.
- 91 I don't have time
- 20 The practice schedules and game times are inconvenient
- 38 The sport I like isn't offered
- 15 It's too expensive
- 20 I prefer to participate in club or intramural sports
- 31 Working
- 54 Other:

Student Suggestions to encourage participation

Practice During School  
Provide Transportation

Donald McFadden  
Principal's Signature

4-15-06  
Date

## 2005-2006 KHSAA TITLE IX ATHLETICS AUDIT

KHSAA  
Form T41  
Rev. 9/05

### Checklist - Overall Interscholastic Athletics Program

**DIRECTIONS:**

For the Areas of Compliance (Opportunities and Benefits) listed on the left hand side of the page, place a checkmark under the appropriate column identifying whether your school provided an advantage to the Girls' Program, or to the Boys' Program or to Neither Program.

Areas of Compliance:	ADVANTAGE TO:		
	GIRLS' PROGRAM	BOYS' PROGRAM	NEITHER PROGRAM
<b>OPPORTUNITIES</b>		✓	
Accommodation of Interest and Abilities			
<b>BENEFITS</b>			
Equipment and Supplies			✓
Scheduling of Games and Practice Time			✓
Travel and Per Diem Allowances	✓		
Coaching			✓
Locker Rooms, Practice and Competitive Facilities		✓	
Medical and Training Facilities and Services			✓
Publicity			✓
Support Services			✓
Athletic Scholarships			✓
Tutoring			✓
Housing and Dining Facilities and Services			✓
Recruitment of Student Athletes			✓

Principal's Signature: Debra McHugh Date: 4-13-06

2005-2006  
TITLE IX  
CORRECTIVE ACTION PLAN

SCHOOL NAME  
BREATHITT Co

**DIRECTIONS:**

1. For Column 1, indicate the intended area which needs corrective action in order to achieve gender equity. For Column 2, write the suggested change or activities that will correct the area in need of alteration. For Column 3, include the estimated completion date for the changes or activities.
2. It is possible to attain compliance with Title IX and no longer need "corrective" action. However, the KHSAA strongly encourages compliant schools to identify items for improvement (Column 1), activities to accomplish the improvement (Column 2) and a timetable for completion (Column 3) that will strengthen the athletic program.
3. You may copy this form as needed. Please attach corrective action plans along with audit forms and submit by April 15, 2006.

COLUMN 1	COLUMN 2	COLUMN 3
ITEM FOR CORRECTION/ IMPROVEMENT	SUGGESTED CHANGE/ ACTIVITIES	TIME TABLE FOR CORRECTIVE ACTION/ COMPLETION
Volley ball Facilities	Move to hardwood floor Also Ann-Condition Gym Available MAKE Floor on grade Schools Available New Locker Room/Storage Room Right Beside Floor Area New Net System -	@ Middle School July / 1st - 2006
Athletic Policies	Adopt - put in place	MAY 2007
Finance Spending	Continue to close gap on Spending per Athlete of MALE/Female	MAY 2007

Principal's Signature: Dunk Mestry Date: 4-13-06



# Breathitt County Schools

Arch Turner, Superintendent  
420 Court Street, P.O. Box 750  
Jackson, Kentucky 41339

Phone: (606) 666-2491

Fax: (606) 666-2493

(606) 666-9464

Kelly Noble, Jr., Chairman  
Dr. Gene Bays, Vice-Chairman

Ina Southwood, Board Member  
Danny Strong, Board Member  
Shirley Hudson, Board Member

August 29, 2006

Mr. Larry Boucher, Assistant Commissioner  
KHSAA  
2280 Executive Drive  
Lexington, Kentucky 40505

Dear Mr. Boucher:

In accordance with the Title IX, attached is the GE-19 report completed with the checked boxes. At this time, we are not going to be able to offer swimming or girl's soccer.

We will continue to monitor the interest of these sports, look into other schools who also provide these sports, and continue to offer the sports we have to meet our student athletes needs.

We will also explore the possibility of intramural sports during the spring and continue to poll younger students concerning their interests.

We will conduct another survey concerning KHSAA sports this year to poll student interest in all sports, even though KHSAA only requires this every other year. Breathitt County High School will continue to communicate with the Title IX Officer of KHSAA to coordinate advancements in our athletic program.

Sincerely,



Mike Holcomb, Athletic Director



Derek McKnight, Principal Breathitt High School



Arch Turner, Superintendent

The Breathitt County Board of Education does not discriminate on the basis of race, color, national origin, age, religion, marital status, sex or handicap in employment, educational programs, or activities. Burley Hudson is the designated Title IX coordinator and can be contacted at the Breathitt County Schools District Office, 420 Court St., Jackson, KY 41339 Phone: 606-666-2491.



**2005-2006 KENTUCKY HIGH SCHOOL ATHLETIC ASSOCIATION  
ANNUAL VERIFICATION OF TITLE IX PROCEDURES**  
(To be submitted by April 15, 2006 along with other required forms)

KHSAA  
Form GE19  
Rev. 9/05

The BREATHITT Co High School, Jackson, Ky, Kentucky  
(Name of High School) (City)

certifies to the Kentucky High School Athletic Association that the following is an accurate and true representation of the facts surrounding compliance with 20 U.S.C. Sections 1681-1688, et. Seq. (also known as Title IX)

I certify the following provisions in accordance with records at the school contained in the permanent Title IX file, and to the best of my knowledge have completed the following tasks (All boxes must be checked).

- Established a gender equity committee at the high school. (list committee personnel and provide attachment if necessary)

Name	Address	Phone	Title
Mike Hulcomb	BREATHITT High	666-8406	A.D.
Arch Turner	BCBOE	606-666-2491	Supt
Kelly Nohle Jr.	Jackson, Ky	666-2163	Chairman Bd of Ed
Barley Hudson	Jackson Ky	666-2491	Central office
Rara Griffith	Highland Ky	295-9211	Retired Teacher
Sharon Handrickson	Jackson, Ky	666-5717	Former Parent
Karen Pritch	Jackson, Ky	666-7794	Former Parent

- SEE Attached page
- Scheduled a minimum of three meetings during the 2005-2006 school year on the following dates:

Sept-2005  
Dec-2005  
April-2006

- Designated the following person(s) as the Title IX coordinator for the school:

Mike Hulcomb County A.D. 2707 Bobcat Lane 666-8406  
Name Title Address Phone

- Designated the following person(s) as the Title IX coordinator for the district:

Barley Hudson Fetared Programs Jackson, Ky 666-2491  
Name Title Address Phone

- School personnel are continuing to make periodic reviews of the boys' and girls' athletics program reflected in the Corrective Action Plan.
- In addition to the above information, the above referenced school maintains a complete permanent file relative to Title IX records including copies of the self-assessment audit, all corrective action plans, and other related materials.

Dunk McFht 4-13-06 2006  
Principal's Signature Date

[Signature] Kelly Nohle Jr.  
Superintendent Signature School Board Chairpersons' Signature

(Send original copy to KHSAA - Maintain duplicate in Title IX school folder)



# Kentucky High School Athletic Association

2280 Executive Drive ° Lexington, KY 40505 ° www.khsaa.org ° (859)299-5472 (859)293-5999 (fax)

## MEMORANDUM

To: Superintendent, Principal, and Athletic Director  
Breathitt County High School

From: Brigid L. DeVries, Commissioner  
Larry Boucher, Assistant Commissioner


Date: July 25, 2006

Subject: 2005-2006 Title IX Annual Report Forms Submission

Enclosed please find a copy of Form T-65, the 2005-2006 KHSAA Title IX Annual Report Submission Status Report. In addition, you may find an attachment with corrected copies of the forms submitted by your school personnel. Please review this information so the forms can be completed accurately in the future.

Also, KHSAA Audit Team Members may have requested resubmission of some of the 2005-2006 Annual Report Forms or need additional information on your athletic programs. Please submit this information by the date requested if this is applicable. Copies and all KHSAA Title IX documents must be kept current and included in your permanent Title IX File at the school. All documents are subject to Open Records Requests.

Should you need any further information, please do not hesitate to call anytime.



**KHSAA TITLE IX  
ANNUAL REPORT SUBMISSION  
STATUS REPORT  
2005-2006**

KHSAA Form T65  
Revised 8/05

TO: KHSAA Member School Superintendents, Principals, and Athletic Directors

FROM: Brigid L. DeVries, Commissioner  
Larry Boucher, Assistant Commissioner

DATE: 7/21/2006

School	Breathitt County High School	Reviewed by	Martha Mullins
--------	------------------------------	-------------	----------------

The following is a status report regarding the required 2005 - 2006 Title IX Annual Report submission of forms due into the KHSAA office by April 15, 2006. Appropriate KHSAA Audit Team personnel have reviewed these forms and the following is a summary of this review.

I. Checklist of Forms properly submitted in a satisfactory manner:

	GE 19 (Annual Verification)	X	T-35 (Budget Expenses)
X	T-1 (Summary Program Chart 1)	X	T-36 (Budget Expenses)
	T-2 (Summary Program Chart 2)	X	T-41 (Checklist – Overall Interscholastic Program)
	T-3 (Summary Program Chart 3)	X	T-60 (Corrective Action Plan)
X	T-4 (Summary Program Chart 4)	X	T-63 (Interscholastic Survey Results)

II. Status

A.		2005 – 2006 Forms are satisfactory and no further information or action is necessary at this time.
B.	X	Errors have been noted with respect to the following forms: GE-19, please note that boxes are required to be checked for confirmation. Re-submit by August 31, 2006. Forms T-2 and T-3 have been corrected and should be placed in the permanent Title IX File.
C.		The following forms were omitted and must be submitted by school representatives:
D.	X	Other Recommendation and Comments: Swimming and soccer had strong reference on the Student Athletic Survey. Submit by August 31, 2006, the plan to address this interest. Every effort should be made to have policies in place by December 15, 2006, instead of May, 2007.

**2005-2006**  
**ACCOMMODATION OF INTERESTS AND ABILITIES**  
**SUMMARY PROGRAM CHART 3**

**Participation Opportunities Test Three**

FOR ANY QUESTION ANSWERED "YES" IDENTIFY THE RESPECTIVE SPORT(S).

	GIRLS (Yes / No)		BOYS (Yes / No)
1. For a sport not currently played at the interscholastic level (varsity, junior varsity, or freshman) in your school, is there an intramural team offered for that sport?	NO		NO
2. For a sport <u>not</u> currently offered in your interscholastic athletics program, is there sufficient interest to form a viable interscholastic team based on participation on an intramural team or community recreation teams?	NO		NO
3. For a sport <u>not</u> currently offered, is there sufficient interest, based on your most recent Student Interest Survey, to form a viable interscholastic team based on student responses from the interscholastic survey? If yes, what sport?	SOCCER SWIMMING NO YES		WRESTLING NO YES
4. For a sport currently offered at the varsity level only, is there sufficient interest, based on your most recent Student Interest Survey, to form a viable team for a junior varsity or freshman team that is not currently offered?	NO		NO
5. For a sport currently offered at the junior varsity or freshman level is there sufficient interest, based on your most recent Student Interest Survey, to form a varsity team not currently offered?	NO		NO
6. If you answered YES to question (1), (2), (3), (4), or (5), are there enough high schools in your geographic area offering the sport (at the appropriate level) to allow for the development of a reasonable schedule of competition?	NO		NO

Principal's Signature: Dwight McNight Date: 4-13-06

**2005-2006**  
**ACCOMMODATION OF INTERESTS AND ABILITIES**  
**SUMMARY PROGRAM CHART 2**

KHSAA  
 Form T2  
 Rev. 9/05

**Participation Opportunities Test Two**

			Column 1	Column 2	Column 3	Column 4	Column 5
Program			Number of Teams Currently Offered	Number of Participants	Number of Teams Added Since the beginning of the 2001-2002 School Year	Number of Participants Added Since the beginning of the 2001-2002 School Year	Percent of Total Participation By Sex Added Since the beginning of the 2001-2002 School Year
GIRLS	Row 1	varsity:	7	83	1	13	1.5%
	Row 2	j.v.:	3	38	0	0	
	Row 3	frosh:	1	12	0	0	
	Row 4	total:	11	133	1	13	0.9%
BOYS	Row 5	varsity:	7	85	1	0	0
	Row 6	j.v.:	3	42	0	0	0
	Row 7	frosh:	2	32	0	0	0
	Row 8	total:	12	149	1	0	0

- 1) For Column 1, list the number of interscholastic teams offered for girls and boys at each competitive level (varsity, junior varsity, and freshman). For girls, total each of the entries in Rows 1, 2, and 3 into Row 4. For boys, total Rows 5, 6, and 7 into Row 8.
- 2) For Column 2, list the number of participants at each level. For girls, total each of the entries in Rows 1, 2, and 3 into Row 4. For boys, total Rows 5, 6, and 7 into Row 8. **Note:** The totals in Row 4 for girls and in Row 8 for boys must be the same as the totals in Form T-1, Column 3, Rows 1 and 2 respectively.
- 3) For Column 3, list the number of interscholastic teams that have been added in the last five years at each competitive level. Count each team added during the 5 year period only one time. e.g. Girl's junior varsity soccer was added 3 years ago, count the team only once, not 3 times. For girls, total the entries in Rows 1, 2, and 3 into Row 4. For boys, total Rows 5, 6, and 7 into Row 8.
- 4) For Column 4, list the number of participants that are currently on each level of the teams that were added in the last five years. If a team was added previously but no longer exists, there are no current participants to be added for that team. For girls, total the entries in Rows 1, 2, and 3 into Row 4. For boys, total Rows 5, 6, and 7 into Row 8.
- 5) For Column 5, calculate the percentage of participants that have been added in the last five years. For girls, take the number in Column 4, Row 4 and divide by the number in Column 2, Row 4. For boys, take the number in Column 4, Row 8 and divide it by the number in Column 2, Row 8.

Note: If the percentage of current participants added in the last five years is 25% or greater, compliance with test two may be possible. If less than 25%, then compliance with test three should be analyzed. **CAUTION:** 25% is not a formal compliance standard.

Principal's Signature: David McNight Date: 4-13-06